

## If the G-Tube Comes Out in the First 8 weeks

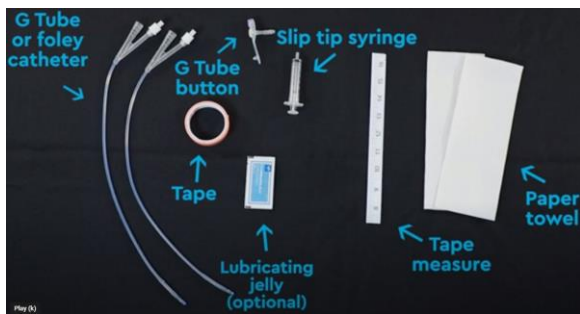
1. Wash your hands



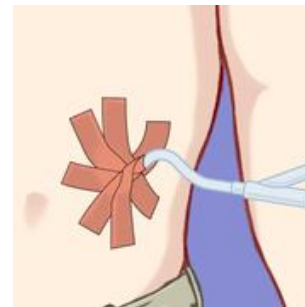
5. Or you can insert a Foley catheter



2. Supplies: lubricating jelly, tape, and a Foley catheter or the G-tube with the balloon deflated



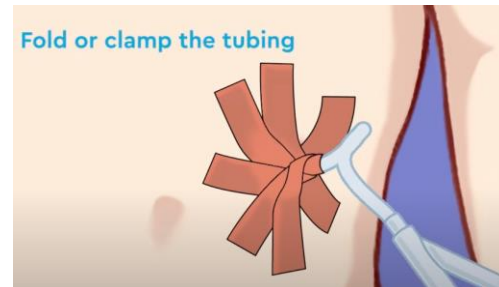
6. Secure it with tape



3. Put lubricating jelly on the end of the G-tube and gently insert it through the hole



7. Fold or clamp the Foley so it doesn't leak.  
**Do not use the tube!**



4. Secure it with tape. **Do not inflate the balloon or use the tube!**



8. Call the Surgery Clinic or go to the Emergency Room for any of the following:


- You cannot get a tube back in the G-tube or J-tube site opening.
- If you are concerned about your child's hydration/nutrition.
- Your child has fluids or medicines that must be given through their tube and on time.

## Cleaning and Dressing a G-Tube

1. Wash hands and remove the old dressing



2. Collect supplies



3. Clean daily or when dressing is wet or dirty:

- Hold the G-tube still and use a Q-tip or wash cloth to wipe around the insertion site with soap and water
- Dry the site completely
- Use the tic-tac-toe dressing for at least the first 8 weeks

